

CHEMICAL PERSONAL PROTECTIVE EQUIPMENT


Type C - Doffing - ILC DOVER

01




OPERATIONS TEAM CLEANS THE OUTSIDE OF THE SUIT BEFORE REMOVAL

02



MAINTAIN AIRWAY PROTECTION BY REMOVING PAPR HOOD TOWARDS END OF PROCESS

03



REMOVE PATIENT CARE GLOVES (IF WORN)

04




REMOVE TAPE SECURING OUTER PROTECTIVE GLOVES THEN REMOVE OUTER GLOVES

05



LOOSEN THE BELT WITHOUT REMOVING THE HOOD.

06



OPEN EXTERIOR ZIPPER SEAL

CHEMICAL PERSONAL PROTECTIVE EQUIPMENT

Type C - Doffing - ILC DOVER



07

REMOVE SUIT
TOUCHING
ONLY INTERNAL
SURFACES

DOFFING
PARTNER
SHOULD
ONLY TOUCH
EXTERIOR



08

SLIDE THE SUIT DOWN SO THE PERSON CAN
SIT.




09

REMOVE TAPE
AT THE TOP OF
THE OUTER
BOOTS



10

REMOVE THE
OUTER BOOTS



11

REMOVE THE LOWER PART OF THE SUIT

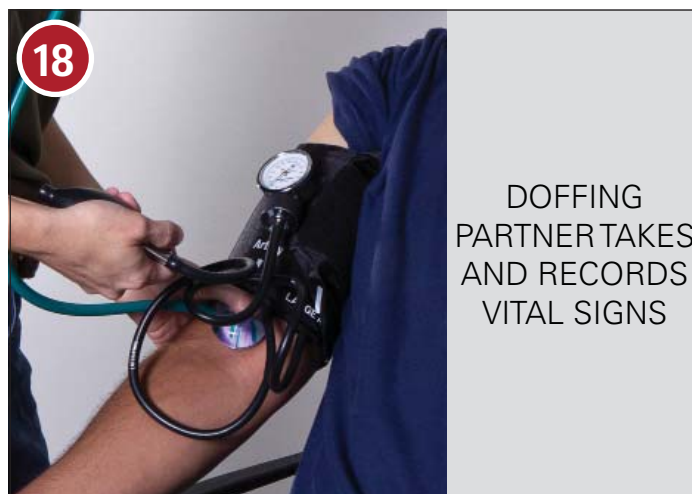
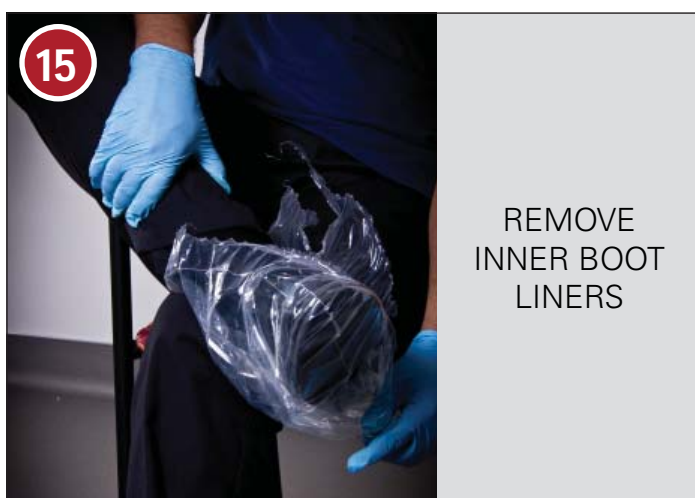
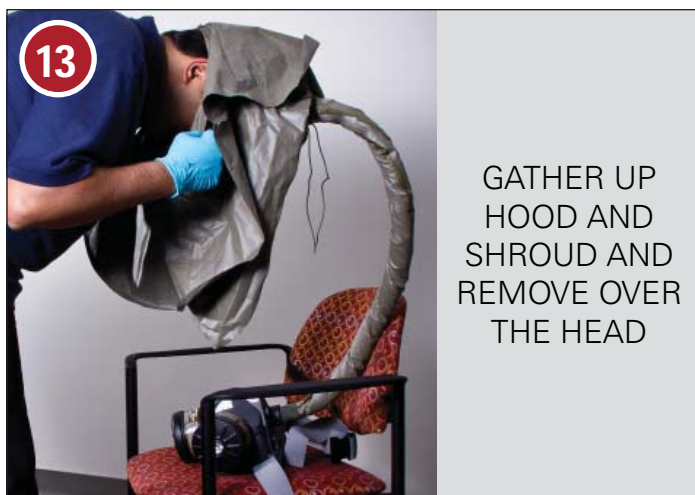


12

GATHER UP
SUIT AND
DISCARD

CHEMICAL PERSONAL PROTECTIVE EQUIPMENT

Type C - Doffing - ILC DOVER



CHEMICAL PERSONAL PROTECTIVE EQUIPMENT

Type C - Doffing - ILC DOVER



19

HYDRATE WITH
DECAFFEINATED
BEVERAGE



20

PROCEED TO
PERSONAL
SHOWER AND
DEBRIEFING