

























STEP	High Level PPE Doffing	
1	<p>Healthcare Worker bleach wipes the long cuff purple nitrile gloves before opening the door to exit the patient room.</p>	
2	<p>Healthcare worker steps out of the room onto the doffing pad staying on the half of the pad closest to the patient door.</p>	
3	<p>Doffing Partner removes the tape from the cuffs of the purple gloves and places it gently in the trash. Tape should be rolled up sticky side in before discarding.</p>	
4	<p>Healthcare Worker removes the long cuff purple nitrile gloves using glove-in-glove technique, placing the gloves gently in the trash.</p>	
5	<p>Doffing Partner then unties the gown at the waist and then at the neck.</p>	

<p>6</p>	<p>Doffing Partner rolls the shoulders of the gown forward.</p>	
<p>7</p>	<p>Healthcare Worker begins gently rolling the gown into a ball, keeping clean gown sleeves over gloved hands as much as possible to prevent contamination of the gloved fingers.</p>	
<p>8</p>	<p>When the gown is fully balled up the Healthcare Worker gently places it in the trash.</p>	
<p>9</p>	<p>Doffing Partner unties the first boot cover, rolling the soiled side in and down, guiding it gently over the heel and then the toe. Once removed, gently place it in the trash.</p>	
<p>10</p>	<p>With the first boot cover removed, the Healthcare Worker places that foot into the clean half of the doffing pad.</p>	

<p>11</p>	<p>Doffing Partner unties the second boot cover, rolling the soiled side in and down, guiding it gently over the heel and then the toe. Once removed, gently place it in the trash.</p>	
<p>12</p>	<p>Healthcare Worker then moves their other foot into the clean half of the doffing pad. They should refrain from stepping back into the soiled area from this point forward.</p>	
<p>13</p>	<p>Healthcare Worker removes the inner standard patient care gloves using glove-in-glove technique, placing them gently in the trash. Doffing partner removes outer patient care gloves in a similar fashion.</p>	
<p>14</p>	<p>Healthcare Worker and Doffing Partner both perform hand hygiene and apply new clean gloves.</p>	
<p>15</p>	<p>Healthcare Worker removes the face shield. Firmly holding the rear strap and pulling it over the head, allowing the face shield to fall forward gently, placing it in the trash.</p>	
<p>16</p>	<p>Healthcare Worker removes protective eyewear, if worn, for cleaning with antimicrobial wipes by the Doffing Partner.</p>	
<p>17</p>	<p>To prepare for removal, the Healthcare Provider grasps the lower corner of the N95 Respirator firmly, exposing as little of their gloved hand as possible to its soiled surface.</p>	

<p>18</p>	<p>Healthcare Provider removes the N95 straps from the crown of their head and base of their neck by slowly taking each one over their head, gently placing it in the trash.</p>	
<p>19</p>	<p>Doffing Partner unties head cover.</p>	
<p>20</p>	<p>Healthcare Professional removes the head cover with a gentle up and forward motion, touching as little of its contaminated surfaces as possible, and gently places it in the trash.</p>	
<p>21</p>	<p>Healthcare Worker removes the standard patient care gloves using glove-in-glove technique placing them gently into the trash.</p>	
<p>22</p>	<p>Healthcare Worker performs hand hygiene.</p>	

<p>23</p>	<p>Healthcare Worker applies a standard patient care mask.</p>	
<p>24</p>	<p>Doffing Partner bleach wipes the top and bottom surfaces of the Healthcare Worker's footwear on their foot closest to the clean floor.</p>	
<p>25</p>	<p>Healthcare Worker places first clean foot onto the floor.</p>	
<p>26</p>	<p>Doffing Partner bleach wipes the top and bottom surfaces of the Healthcare Worker's footwear on their other foot.</p>	
<p>27</p>	<p>Healthcare Worker places second clean foot onto the floor as Doffing Partner disposes of the bleach wipes carefully in the trash.</p>	

28 The doffer should then proceed to perform hand washing, removal of their clothing and then shower. If there is a wait for showering after hand washing, identify a specific waiting area and consider application of a standard patient care mask and gloves to reduce hand to face actions. Rest and rehydrate when possible.

29 Doffing Partner rolls the doffing pad into a ball making sure the soiled surface is facing inwards.



30 Doffing Partner places the rolled doffing pad gently into the trash.



31 Doffing Partner cleans door frame area with bleach wipes if the Healthcare Worker has used it for balance assistance during the doffing process.



32 Doffing Partner resets as necessary for the next doffing event.

33 Doffing Partner removes the patient care gloves and performs hand hygiene. New gloves are applied before assisting the next Healthcare Worker.



