

















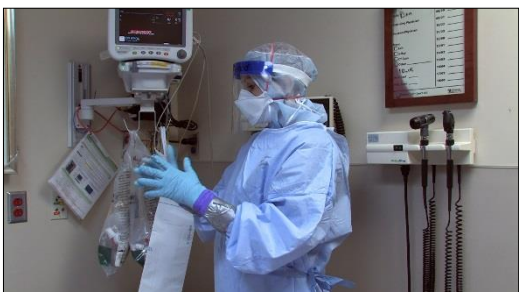



STEP	High Level PPE Donning	
1	Healthcare Provider performs hand hygiene.	
2	Healthcare Provider changes into scrubs and washable footwear.	
3	Healthcare Provider removes all jewelry, including watches, rings, necklaces and earrings.	
4	Healthcare Provider drinks about 8 fluid ounces of a non-caffeinated beverage.	
5	Healthcare Provider dons boot covers and ties them securely at the ankle.	

<p>6</p>	<p>Healthcare Provider dons a head cover.</p>	
<p>7</p>	<p>Donning Partner securely ties head cover in a bow at the back of the head on the nape of the neck.</p>	
<p>8</p>	<p>Healthcare Provider dons a surgical gown.</p>	
<p>9</p>	<p>Doffing Partner secures the upper part at the neck and ties lower parts of the gown at the back using simple bows. Healthcare Provider makes sure the gown fits well and covers the intended areas.</p>	
<p>10</p>	<p>Healthcare Provider performs hand hygiene.</p>	

<p>11</p>	<p>Healthcare Provider dons an N95 respirator sealing the mask to their face to ensure a proper fit.</p>	
<p>12</p>	<p>Healthcare Provider places the top strap at the crown of the head and the bottom strap at the base of the neck.</p>	
<p>13</p>	<p>Healthcare Provider performs a seal check of the respirator by breathing deeply in and out, feeling for any air leakage with their hands along the edges of the respirator. Any air leaks noted are addressed by sealing the mask again on the face and repeating seal check.</p>	
<p>14</p>	<p>Healthcare Provider dons a face shield, wearing it over the N95 straps and the head cover.</p>	
<p>15</p>	<p>Donning Partner makes sure the face shield and head covering overlap, thus protecting the Healthcare Provider's forehead.</p>	

<p>16</p>	<p>Healthcare Provider performs hand hygiene.</p>	
<p>17</p>	<p>Healthcare Provider dons standard patient care gloves ensuring the cuffs of the gown are pulled over the cuff of the glove.</p>	
<p>18</p>	<p>Healthcare Provider dons long cuff purple nitrile gloves ensuring the cuffs of the gloves are pulled over the white cuff of the gown.</p>	
<p>19</p>	<p>Donning Partner seals the long cuff purple nitrile gloves to the gown using duct tape, creating a tab at the end of the tape to aid in later removal.</p>	
<p>20</p>	<p>A third pair of standard patient care gloves should be worn to provide care for the patient.</p>	
<p>* Bleach wipes and hand sanitizer are available to decontaminate the long cuff purple nitrile gloves as necessary.</p>		

*	<p>Aprons are also available in the room for high splash activities.</p>	 A photograph showing a person in a full-body blue protective suit, including a hood and face shield, standing in a clinical room. The person is wearing blue gloves and has their arms extended. In the background, there is a medical monitor on a stand, a whiteboard with a checklist, and other medical equipment.
*	<p>If the patient's condition warrants, additional higher levels of personal protective equipment are available. This may include items such as Tyvek suits and powered air purifying respirators.</p>	

